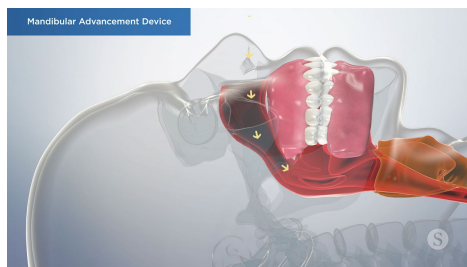


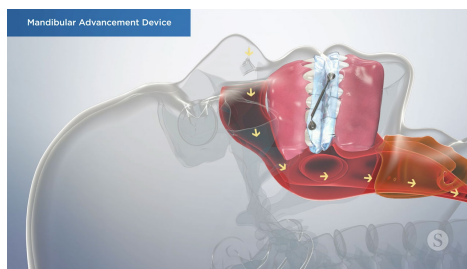
Sleep Appliance



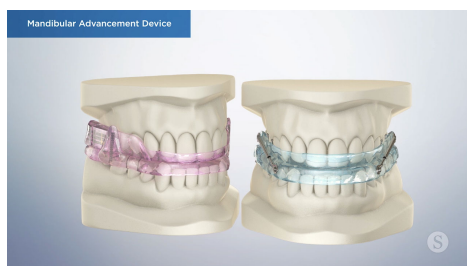
For some patients experiencing obstructive sleep apnea, your sleep physician may recommend an oral sleep appliance to help alleviate the underlying symptoms and complications associated with it.




Symptoms of sleep apnea can include excessive daytime sleepiness, depression, high blood pressure, and nighttime teeth grinding.



A sleep appliance is a device that is worn in the mouth overnight, designed to position the lower jaw slightly forward, thereby bringing the tongue forward, and expanding the throat in a way that keeps your airway open to facilitate unobstructed breathing while you are asleep.



There are several designs and styles of sleep appliances available to assist with treatment, all capable of being custom fitted to the contours of your mouth.



Given the potentially dangerous complications arising from untreated sleep apnea, it is critical to work closely with your dentist to develop a treatment plan that meets your unique needs and promotes your overall health.